



THE PAKISTAN CREDIT RATING AGENCY LIMITED

Performance Ranking Report

Faysal Islamic Asset Allocation Fund

[Category: Islamic Asset Allocation]

Review Period: Dec'23

Sr. No.	Period	Ranking	
		Jun'23	Dec'23
1	1-Year	5-Star	3-Star
2	3-Year	5-Star	4-Star
3	5-Year	4-Star	4-Star



Faysal Islamic Asset Allocation Fund

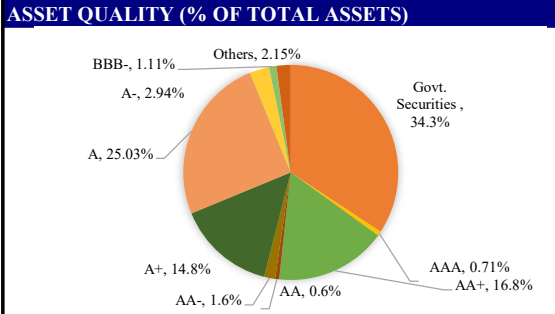
Fund Facts	
Fund	Faysal Islamic Asset Allocation Fund
Fund Category	Shariah compliant Asset Allocation
Launch Date	9-Sep-15
Trustee	CDC
Fund Size	PKR 2,038mln
AMC	Faysal Asset Management Limited
AMC Rating	AM2++ (VIS)
Fund Manager	Mr. Mustajab Alam
Peer Universe	Shariah compliant Asset Allocation funds

History	Dec'23	Jun'23	Dec'22	Jun'22
Fund Ranking 1Yr	3-Star	5-Star	5-Star	5-Star
Fund Ranking 3Yrs	4-Star	5-Star	5-Star	5-Star
Fund Ranking 5Yrs	4-Star	4-Star	4-Star	3-Star
Fund Size (PKR 'mln)	2,038	1,997	2,117	2,436
Category Size (PKR 'mln)	19,186	13,743	15,321	17,664
Fund NAV (PKR/Unit)	99.1	89.6	82.6	77.8
Fund Dividend (PKR/Unit)	-	-	-	-

Fund's Objective
 The objective of Faysal Islamic Asset Allocation Fund (FIAAF) is to earn competitive riba free return by investing in various Shariah compliant asset classes/instruments based on the market outlook and may easily change allocation to take advantage of directional macro and micro economic trends and undervalued stocks.

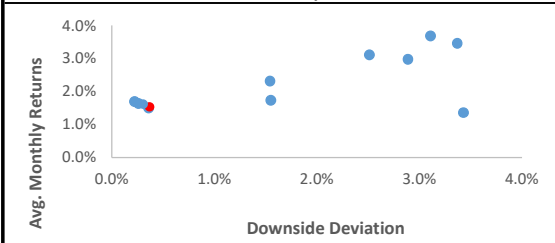
Asset Allocation	Dec'23	Jun'23
Equities	-	-
Cash	29.8%	14.1%
ICP	-	-
Others	2.2%	2.7%
Sukuk	38.7%	57.6%
Ijara Sukuk	29.3%	25.6%

Asset Manager (Jun'23)	
Year of Incorporation	2003
Conventional Funds	13
Shariah-Compliant Funds	13
Voluntary Pension Schemes	3
CEO	Mr. Nadir Rahman
CIO (Acting)	Syed Shahid Iqbal
AUM's	PKR 133,807mln

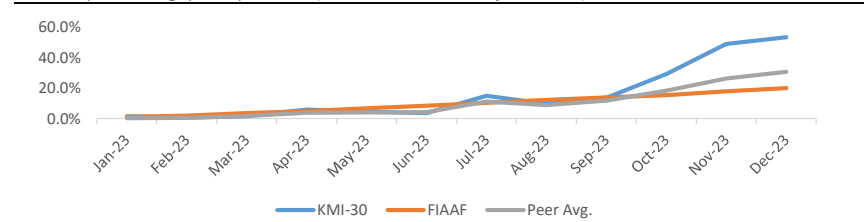


Return Summary	Period	FIAAF	Peer Avg	Fund SD	Peer SD
	1Q	3.5%	1.7%	0.4%	1.0%
	2Q	4.7%	2.6%	0.2%	2.3%
	3Q	5.1%	7.2%	0.2%	5.2%
	4Q	5.3%	16.9%	0.4%	4.2%
	CY23	20.0%	30.8%	0.4%	4.0%

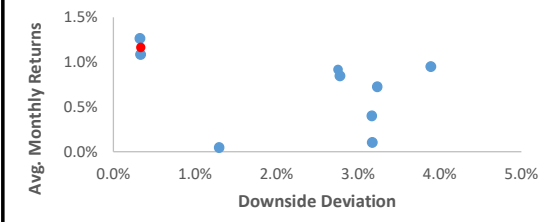
Risk
 Return - Downside Deviation Analysis - 1 Year



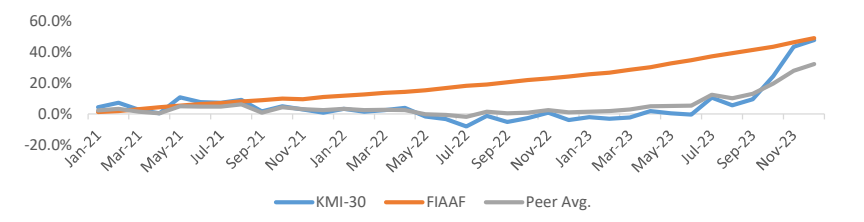
Performance
 FIAAF | Peer Avg. | 1Yr | Dec'23 (Cumulative Monthly Returns)



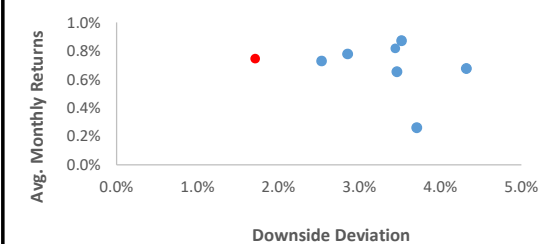
Return - Downside Deviation Analysis - 3 Years



FIAAF | Peer Avg. | 3Yr | Dec'23 (Cumulative Monthly Returns)



Return - Downside Deviation Analysis - 5 Years



FIAAF | Peer Avg. | 5Yr | Dec'23 (Cumulative Monthly Returns)

