



THE PAKISTAN CREDIT RATING AGENCY LIMITED

Performance Ranking Report

Faysal Stock Fund

[Category: Equity]

Review Period: Jun'22

Sr. No.	Period	Ranking	
		Jun'22	Dec'21
1	1-Year	2-Star	5-Star
2	3-Year	5-Star	5-Star
3	5-Year	3-Star	4-Star



Faysal Stock Fund

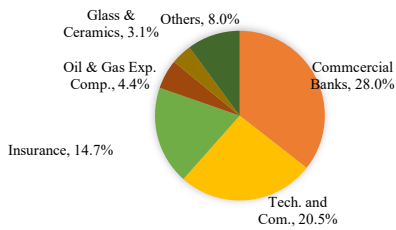
Fund Facts

Fund	Faysal Stock Fund
Fund Category	Equity
Launch Date	21-Apr-04
Trustee	CDC
Benchmark	KSE-100 Index
Fund Size	PKR 1,178mln
AMC	Faysal Asset Management Limited
AMC Rating	AM2+ (VIS)
Fund Manager	Mr. Shahveer Masood
Peer Universe	Equity Funds

Asset Allocation

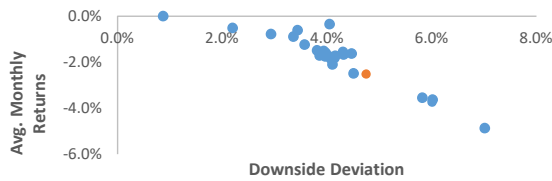
	Jun'22	Dec'21
Equities	78.7%	97.1%
Cash	17.5%	1.2%
Others	3.9%	1.7%

Sector-wise Portfolio (Jun'22)

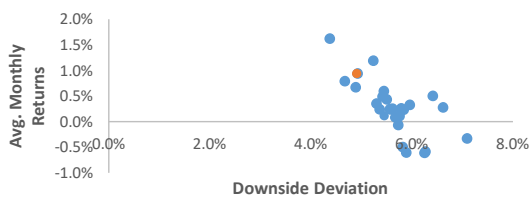


Risk

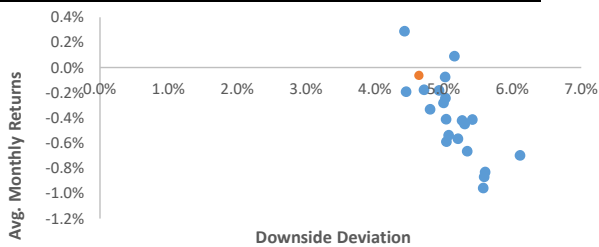
Return - Downside Deviation Analysis - 1 Year



Return - Downside Deviation Analysis - 3 Years



Return - Downside Deviation Analysis - 5 Years



History

	Jun'22	Dec'21	Jun'21	Dec'20
Fund Ranking 1Yr	2-Star	5-Star	5-Star	5-Star
Fund Ranking 3Yrs	5-Star	5-Star	4-Star	3-Star
Fund Ranking 5Yrs	3-Star	4-Star	3-Star	1-Star
Fund Size (PKR' mln)	1,178	2,410	2,425	519
Category Size (PKR' mln)	119,340	142,999	157,639	145,580
Fund NAV (PKR)	54.9	66.7	74.7	60.2
Fund Dividend (PKR)	-	-	-	-

Fund's Objective

The objective of Faysal Stock Fund (FSF) is to provide capital growth by investing primarily in a diversified pool of equities and equity related investments. So as to diversify fund risk and to optimize potential returns.

Asset Manager (Jun'22)

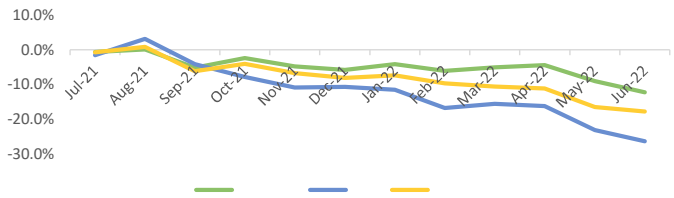
Year of Incorporation	2003
Conventional Funds	11
Shariah-Compliant Funds	13
Voluntary Pension Funds	2
CEO	Mr. Khaldoon Bin Latif
CIO	Mr. Ayub Khuhro
AUMs	PKR 75,056mln

Return Summary

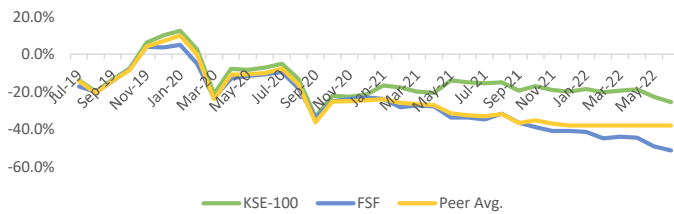
Period	FSF	Peer Avg	Fund SD	Peer SD
1QFY22	-4.2%	-6.2%	5.9%	4.2%
2QFY22	-6.8%	-2.1%	2.1%	3.2%
3QFY22	-5.4%	-2.7%	3.7%	2.3%
4QFY22	-12.9%	-8.0%	4.6%	3.1%
FY22	-26.4%	-17.8%	3.7%	3.4%

Performance

Benchmark | FSF | Peer Avg. | 1Yr | Jun'22 (Cumulative Monthly Returns)



Benchmark | FSF | Peer Avg. | 3Yr | Jun'22 (Cumulative Monthly Returns)



Benchmark | FSF | Peer Avg. | 5Yr | Jun'22 (Cumulative Monthly Returns)

