



AKD Opportunity Fund

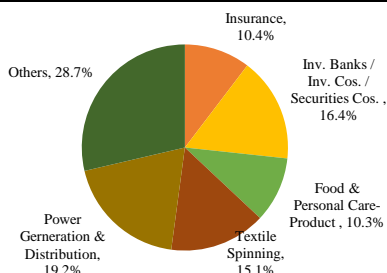
Fund Facts

Fund	AKD Opportunity Fund
Fund Category	Equity
Launch Date	31-Mar-06
Trustee	CDC
Benchmark	KSE-100 Index
Fund Size	PKR 1,358 mln
AMC	AKD Investment Management Ltd
AMC Rating	AM3++
Fund Manager	Ms. Anum Dhedhi
Peer Universe	Equity Funds

Asset Allocation

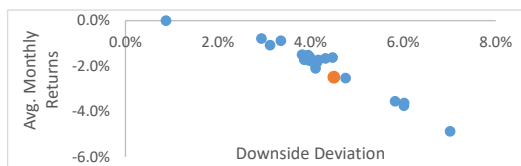
	Jun'22	Dec'21	Jun'21
Equities	98.8%	81.2%	98.9%
Cash	1.0%	12.0%	0.9%
Others	0.2%	6.9%	0.2%

Sector-wise Portfolio (Jun-22)

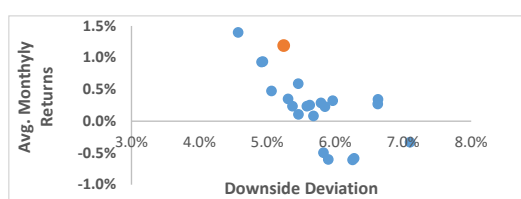


Risk

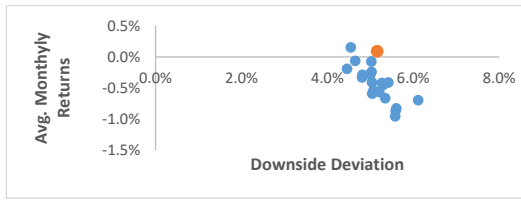
Return - Downside Deviation Analysis - 1 Year



Return - Downside Deviation Analysis - 3 Years



Return - Downside Deviation Analysis - 5 Years



History

	Jun-22	Dec-21	Jun-21	Dec-20	Jun-20
Fund Ranking 1Yr	2-Star	4-Star	5-Star	5-Star	4-Star
Fund Ranking 3Yrs	5-Star	5-Star	5-Star	5-Star	3-Star
Fund Ranking 5Yrs	5-Star	5-Star	5-Star	5-Star	4-Star
Fund Size (PKR mln)	1,358	1,877	3,527	2,661	1,626
Category Size (PKR mln)	119,340	142,999	157,639	160,567	113,605
Fund NAV (PKR)	101.0	113.8	136.7	107.9	67.1
Fund Dividend	-	-	-	-	-

Fund's Objective

To filter through the opportunities presented in the capital markets, searching for the optimal combination of investment strategies, mainly in equities, followed by fixed income and money market as contingent defensive strategy.

Asset Manager (Jun-22)

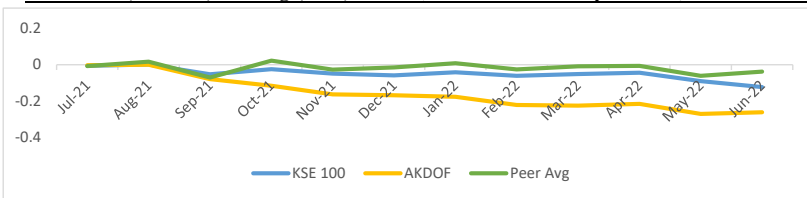
Year of Incorporation	2004
Conventional Funds	5
Shariah-Compliant Funds	2
CEO	Mr. Imran Motiwala
CIO	Ms. Anum Dhedhi
AUMs	PKR 6,750mln

Return Summary

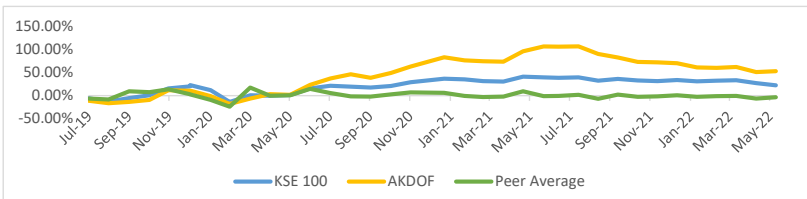
Period	AKDOF	Peer Avg	Fund SD	Peer SD
1QFY22	-7.86%	-6.18%	4.55%	4.23%
2QFY22	-9.68%	-2.06%	2.46%	3.18%
3QFY22	-6.92%	-2.66%	2.62%	2.31%
4QFY22	-4.65%	-10.25%	4.77%	3.71%
FY22	-26.14%	-19.73%	3.28%	3.60%

Performance

Benchmark|AKDOF|Peer Avg. | 1Yr| Jun-22 (Cumulative Monthly Returns)



Benchmark|AKDOF|Peer Avg. | 3Yr| Jun-22 (Cumulative Monthly Returns)



Benchmark|AKDOF|Peer Avg. | 5Yr| Jun-22 (Cumulative Monthly Returns)

