



STAR RANKING REPORT

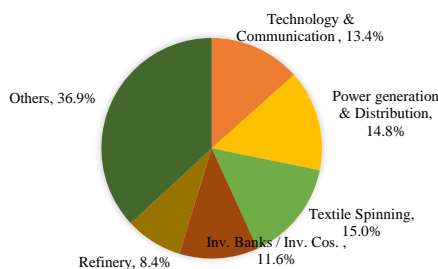
Jun-22

Golden Arrow Stock Fund (Formerly: Golden Arrow Selected Stocks Fund)

Fund Facts	
Fund	Golden Arrow Stock Fund
Fund Category	Equity
Launch Date	9-May-83
Trustee	CDC
Benchmark	KSE-100 Index
Fund Size	PKR 1,806 mln
AMC	AKD Investment Management Ltd
AMC Rating	AM3++
Fund Manager	Ms. Anum Dhedhi
Peer Universe	Equity Funds

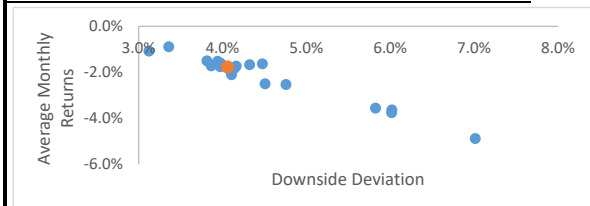
Asset Allocation			
	Jun-22	Dec-21	Jun-21
Equities	96.8%	96.8%	95.9%
Cash	3.0%	2.8%	3.9%
Others	0.2%	0.3%	0.2%

Sector-wise Portfolio (Jun-22)

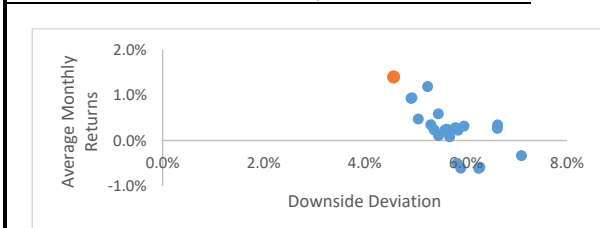


Risk


Return - Downside Deviation Analysis - 1 Year



Return - Downside Deviation Analysis - 3 Years



Return - Downside Deviation Analysis - 5 Years



History	Jun-22	Dec-21	Jun-21	Dec-20	Jun-20
Fund Ranking 1Yr	3-Star	5-Star	5-Star	5-Star	2-Star
Fund Ranking 3Yrs	5-Star	5-Star	5-Star	5-Star	3-Star
Fund Ranking 5Yrs	5-Star	5-Star	5-Star	5-Star	4-Star
Fund Size (PKR mln)	1,806	1,803	2,228	1,530	989
Category Size (PKR mln)	119,340	142,999	157,639	160,567	113,605
Fund NAV (PKR)	13.4	14.5	16.6	12.4	7.8
Fund Dividend	-	-	-	-	-

To maintain a disciplined and balanced fund management strategy focusing on fundamentally strong companies offering deep-value, coupled with few cherry-picked growth companies. The Fund converted to an open-end scheme in Nov-19.

Asset Manager (Jun-22)

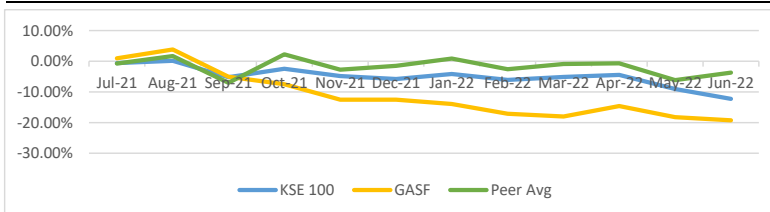
Year of Incorporation	2004
Conventional Funds	5
Shariah-Compliant Funds	2
CEO	Mr. Imran Motiwala
CIO	Ms. Anum Dhedhi
AUMs	PKR 6,750mln

Return Summary

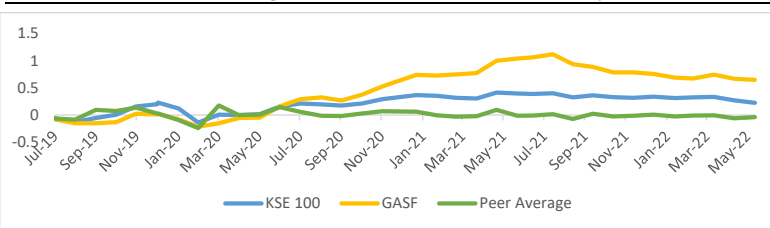
Period	GASF	Peer Avg.	Fund SD	Peer SD
1QFY22	-5.0%	-6.2%	6.1%	4.2%
2QFY22	-7.9%	-2.1%	2.7%	3.2%
3QFY22	-6.3%	-2.7%	1.3%	2.3%
4QFY22	-1.5%	-10.2%	4.2%	3.7%
FY22	-19.3%	-19.7%	3.5%	3.6%

Performance

Benchmark | GASF | Peer Avg. | 1Yr | Jun-22 (Cumulative Monthly Returns)



Benchmark | GASF | Peer Avg. | 3Yr | Jun-22 (Cumulative Monthly Returns)



Benchmark | GASF | Peer Avg. | 5Yr | Jun-22 (Cumulative Monthly Returns)

